
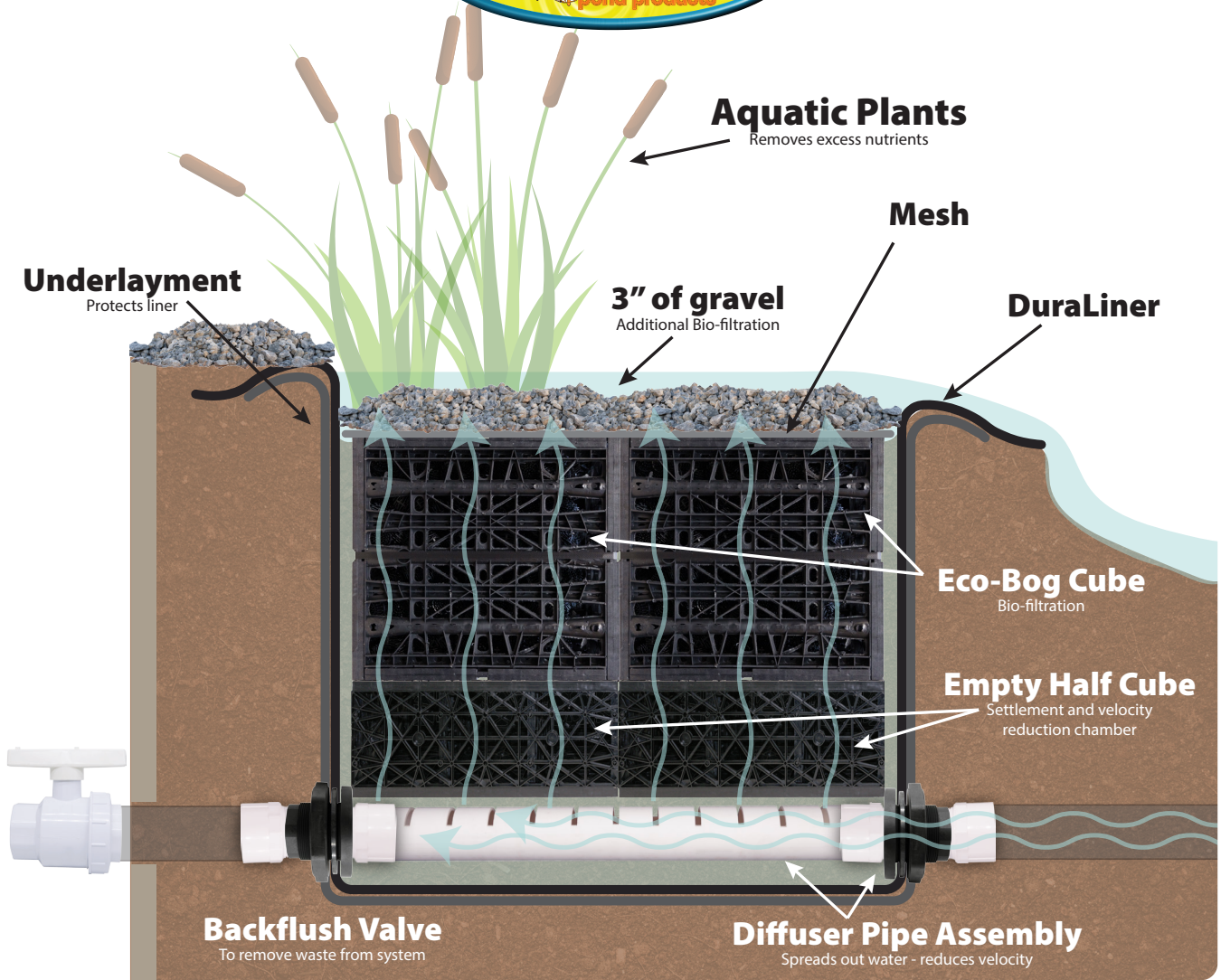



EBK1 • EBK2 Eco-Bog™ Kit




Kit Components

EBK1



(2) EBC44 Eco-Bog Cubes



(2) HSC22 Half Res-Cubes



Diffuser Pipe (Inside Assembly)

Liner & Diffuser Pipe Assembly
10' x 12' 45 mil **DURALINER**™
with preinstalled bulkhead fittings and water diffuser pipe.

4' x 2.5' Mesh



10' x 12' Underlayment




(2)RB3020
Reducer Bushings




UBV20
Union PVC Ball Valve

EBK2



(4) EBC44 Eco-Bog Cubes



(4) HSC22 Half Res-Cubes



Diffuser Pipe (Inside Assembly)

Liner & Diffuser Pipe Assembly
12' x 15' 45 mil **DURALINER**™
with pre-installed bulkhead fittings and water diffuser pipe.

4' x 5' Mesh



12' x 15' Underlayment




(2)RB3020
Reducer Bushings



UBV20
Union PVC Ball Valve

Instructions

1



EBK1: 4' x 3' x 3'

EBK2: 4' x 6' x 3'

Excavate the area based on the above dimensions. Add a 6" x 6" x 6" deep trench for the diffuser pipe. Orient trench for incoming water and backflush lines. *It is ok to over size length & width of your excavation*

2



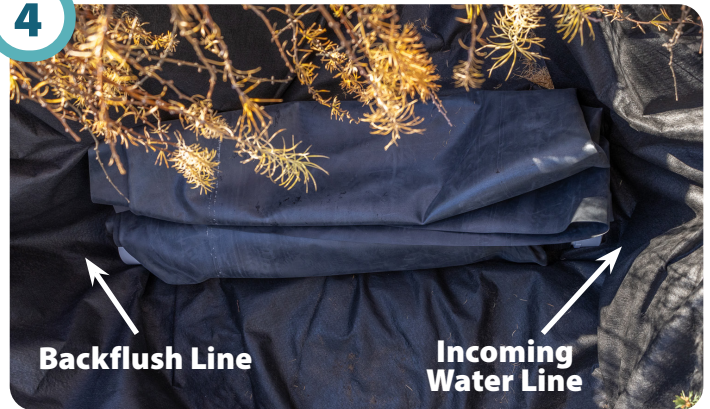
Leaving the liner & diffuser pipe assembly rolled up. Carefully remove banding from the liner, underlayment and mesh. Separate underlayment and mesh from liner & diffuser pipe assembly. Remove reducer bushings from the ends of the liner & diffuser assembly.

3



Install the underlayment in the excavated area. Tuck underlayment into the trench.

4



Lay liner and diffuser pipe assembly on top of the underlayment in the bottom of the excavated area. Orientate the roll-up so the male adapters are pointed towards your incoming water line and backflush* line.

**Only applies if you intend on using the back flush valve*

5



Unfold the liner in the excavated area, tucking the pipe into the trench.

6



Pull back liner to expose the bulkhead/male adapter. **Confirm that the bulkheads are tight/securely attached to the liner.**

Instructions

7



Stretch underlayment over the bulkheads/male adapters. Cut an X in the underlayment to allow it to be pulled over the male adapters & bulkheads

8



If using 2" plumbing, install the 3" x 2" reducer bushing into the 3" male adapter. Install and glue your supply line and waste line into the male adapters/reducer bushing.
**If not being connected to a backflush line, install a cap or plug (sourced locally) into the second male adapter.*

9



Backfill the areas around the supply line and backflush line **Do not tug or pull on the liner during this process**, this could pull the liner out of the bulkhead, resulting in a leak.

10



Assemble and install HSC22 cubes over the diffuser pipe.

11



Install Eco-Bog Cubes on top of the HSC22 Cubes.

12



Lay the extra liner and underlayment around and over the cubes. Backfill around the cubes until they are snug in place.

13



Dig an anchor trench around the top of the filter. Tuck the liner into the trench, back fill and compact the soil to hold the liner in place.

14



Install plastic mesh over the Eco-Bog cubes. Begin covering the system with gravel and decorative boulders.

15



Connect the filter's liner to your pond, stream, or waterfall's liner.
Finishing adding gravel, decorative boulders & landscaping

16



(Optional) Connect the union ball valve to your backflush line.
**This valve can be installed in a valve box if it is being installed below grade*



Products

Water Treatments



Maximize your Eco-Bog™ with EasyPro® Beneficial Bacteria!

- Boost your Eco-Bog™ system's performance
- Promotes break down of leaves and organic debris
- Removes ammonia, nitrite, nitrate, phosphates and sludge
- Maintains a healthy, balanced, ecosystem and reduces pond maintenance

Aeration



Our best selling koi pond aeration for a good reason - these kits are reliable, effective and affordable

- Ensures adequate oxygen and circulation during hot summer months
- De-icing capability during the freezing months
- Kits available for water gardens and koi ponds up to 30,000 gallons.
- Quiet and energy efficient
- All kits include compressor with 6' power cord, rubber membrane diffuser(s), connectors and 3/8" quick sink tubing

Lighting



Enjoy your pond at night with EasyPro® LED lighting

Choose from a variety of designs to create beautiful nighttime displays.



Pumps



TH SERIES™ Pumps

Energy efficient, long lasting great pumps for waterfalls and streams

- Rugged motor - designed for a long life, continuous duty operation; motor housing is corrosion-resistant stainless steel
- Low maintenance - pump casing is made from an abrasion-resistant, fiber reinforced plastic for maximum life
- Vortex design prevents clogging
- 2" female threaded outlet
- 20' power cord



TM SERIES™ Pumps

Perfect for streams and waterfalls

- Ideal for low to medium head waterfalls
- Up to 17,500 gph flow
- 3" outlets with 30' power cord and thermal overload protection
- Top quality Japanese double mechanical seals for maximum life
- High volume in a compact design allows for use in large skimmers



EXP Series

The all-in-one pump!

- Designed for continuous operation
- Long life, corrosion resistant, stainless steel shaft seal
- Dual voltage motors - voltage can easily be field changed. 8' 115v cords included on all models except for EXP9500HP, which has no cord and must be hard wired
- 2" union fittings are included
- very quiet motors
- 3 year warranty

Warranty

EasyPro Pond Products DuraLiner™ 20 Year Limited Warranty

EasyPro Pond Products ("EasyPro"), Located at 4385 East 110th, Grant, MI 49327 subject to the terms, conditions, and limitations set forth herein, warrants for as long as the original owner ("Owner") named below that the EasyPro DuraLiner membrane ("DuraLiner") to be fish-friendly and guarantee that any leakage resulting from normal weathering or manufacturing defects in the liner will be addressed. We reserve the right to repair the membrane, provide necessary materials for repair, or replace the leaking area at our sole discretion.

Terms, Conditions, and Limitations

- 1. Covered Products** This 20 year Limited Warranty covers DuraLiner sold on or after Sept 1, 2023, provided it is correctly installed according to the manufacturer's specifications for normal use and in approved applications. This warranty solely extends to the liner itself (DuraLiner) and does not encompass installation, third-party fabrication, or non-EasyPro materials or accessories associated with the liner.
- 2. Exclusions** The warranty does not cover installer's workmanship in installing DuraLiner, or any materials, accessories, adhesives, sealants, or coatings used on the liner not manufactured or supplied by EasyPro. This 20 Year Limited Warranty does not cover any third-party adhesives, coatings, or sealants used on EasyPro DuraLiner.
- 3. Term** This 20 Year Limited Warranty is a non-pro-rated warranty.
- 4. Warranty Claim Procedure** If you believe you have a warranted claim due to a manufacturing defect in EasyPro DuraLiner membrane, you must provide written or telephone notice to EasyPro DuraLiner within thirty (30) days of such occurrence. Written notice can be sent to EasyPro at the address or fax number specified in this 20-year Limited Warranty. Receipt of a Warranty Claim Notification form by the Owner shall serve as evidence of this notice. The Owner's notice to EasyPro authorizes investigation of the claim by or its agent. Failure to provide the required notice will result in forfeiture of the alleged defect and all further rights under this Limited Warranty.
- 5. Investigation** Upon investigation by EasyPro, if it is determined that the leak is due to ordinary exposure to elements or a manufacturing defect and not otherwise excluded by the terms of this 20 Year Limited Warranty, the owner's sole remedy and EasyPro's liability will be limited to offering replacement DuraLiner or other EasyPro DuraLiner repair products. If the claim is found to be excluded, the owner is responsible for investigation costs and any repairs made during the investigation. Failure to pay for these costs will void this 20 Year Limited Warranty. EasyPro will advise the owner of necessary repairs to maintain warranty validity. Failure to complete these repairs in a reasonable manner and timeframe will void this 20 Year Limited Warranty.
- 6. Excluded Claims** EasyPro shall bear no responsibility under this 20 Year Limited Warranty, or any other liability, if a leak or defect in the DuraLiner is caused by: (a) Natural forces, disasters, or acts of God, including hurricanes, tornadoes, hail, lightning, earthquakes, insects, or animals; (b) Acts by any person, acts of war, or conduct impairing the product's performance or resistance to leaks; (c) Failure by the owner to maintain the DuraLiner with reasonable care; (d) Exposure to acid, oil, harmful chemicals, or their reactions; (e) Unusual atmospheric conditions or weather; (f) Unauthorized penetrations, alterations, or repairs not approved by EasyPro DuraLiner; (g) Improper site preparation, covering materials, application, or installation; (h) Excessive pressures or stresses; or (i) Use of products not supplied by EasyPro.
- 7. Exclusive Remedy** The Limited 20-Year Warranty on EasyPro DuraLiner replaces all other warranties, expressed or implied. By accepting delivery of the DuraLiner, the Owner waives all other warranties and remedies, except those specifically granted herein. This Limited Warranty is solely for the Owner and is non-transferable and non-assignable. No third-party beneficiaries are entitled to this Limited Warranty. EasyPro's obligation under this Limited Warranty begins upon receipt of full payment for the DuraLiner and execution by a duly authorized representative of EasyPro.
- 8. No Waiver** Our failure to enforce any terms does not waive our rights.
- 9. Choice of Law** Governed by Michigan law without regard to conflicts of laws.
- 10. Dispute Resolution** In case of any dispute, controversy, or claim between the Owner and EasyPro regarding this 20-Year Limited Warranty, both parties agree not to initiate or pursue any legal action other than in the courts of Michigan. Each party irrevocably consents to the jurisdiction and venue of the courts in Michigan, waiving any rights to challenge personal jurisdiction or venue in any action initiated or maintained in such courts.

THIS 20 YEAR LIMITED WARRANTY IS YOUR EXCLUSIVE REMEDY WITH EASYPRO POND PRODUCTS. EASYPRO POND PRODUCTS DISCLAIMS LIABILITY FOR ANY CONSEQUENTIAL, SPECIAL, OR INCIDENTAL DAMAGES, INCLUDING PERSONAL INJURY OR PROPERTY DAMAGE. THE WARRANTY CANNOT BE AMENDED WITHOUT WRITTEN CONSENT FROM EASYPRO POND PRODUCTS. EASYPRO POND PRODUCTS DOES NOT ASSUME LIABILITY FOR MATERIALS NOT PROVIDED BY EASYPRO POND PRODUCTS OR ANY OTHER WARRANTIES, EXPRESS OR IMPLIED.

