

MT10 • MT20 • MT60



## Outdoor Transformers

Instructions for Operation • Safety • Warranty



**MT10**  
3 outlets, 10 watt



**MT20**  
6 outlets, 20 watt



**MT60**  
6 outlets, 60 watt

### WARNING! SAFETY AND ELECTRICAL RATINGS

- This product must be properly grounded.
- Use with GFCI receptical only.
- Do not modify the plug provided. If it will not fit the outlet, have the proper outlet installed by a qualified electrician.
- Check the condition of the power supply wiring. Do not permanently connect this product to wiring that is not in good condition or is inadequate for the requirements of this product.
- Do not exceed maximum capacity of unit.
- Failure to follow these instructions can result in death, fire, or electrical shock



Electrical ratings:

**MT10**

Input: 120Vac, 1000W, 60Hz  
Output: 12Vac, Max 10 watts



**MT20**

Input: 120Vac, 1000W, 60Hz  
Output: 12Vac, Max 20 watts


**MT60**

Input: 120Vac, 1000W, 60Hz  
Output: 12Vac, Max 60 watts

## Safety Instructions for all Models:

1. Be sure to read and follow all safety instructions
2. Installation work must be done by qualified person in accordance with all applicable codes and standards.
3. For cord connected or direct plug-in power unit, do not install or use within 10' of pool/pond.
4.  WARNING - Risk of electric shock. When used outdoors, install only to a covered Class A GFCI protected receptacle that is weatherproof with the power unit connect to the receptacle.
5.  WARNING - Risk of electric shock. For units mounted higher than one foot from ground surface.
6. These power units are intended to be correctly oriented in a vertical or floor mount position.

## Installation and Use:

1.  This product may be installed either indoor or outdoors. Avoid placement in areas of direct water contact. **DO NOT SUBMERSE THIS DEVICE IN WATER.**
2. Install the connector from end of product into output socket(s) of the transformer.
3. Use correct voltage for products in accordance with nameplate information.
4. After finishing installation, plug into electrical outlet to operate device.

### EasyPro Pond Products Limited Warranty

EasyPro Pond Products ("EasyPro") warrants to the purchaser that this product ("Product") will be free from any mechanical or material defects for a period of **three years** from the date of purchase. Removal of Quick Connect ends will void warranty. This warranty only covers properly installed and maintained Products sold by authorized EasyPro Sellers who are subject to and follow EasyPro's quality control standards. Please note that because EasyPro is unable to control the quality of Products sold by unauthorized sellers, unless otherwise prohibited by law, this warranty does not cover Products purchased from unauthorized sellers. This warranty does not cover normal wear and tear, nor any deterioration suffered through overloading, improper use, negligence, improper installation, acts of God or accident. Similarly, any modification made by the purchaser to the Product will cause the warranty to be null and void. This warranty does not cover any cost associated with the installation or removal of the Product subject to a warranty claim.

All returned items will be inspected to determine cause of failure before a warranty claim is approved. The exclusive remedies provided hereunder shall, upon EasyPro's inspection and option, be either repair or replacement of the Product or parts covered under this warranty.

**Making a Claim:** A Return Authorization ("RA") number must first be obtained by calling EasyPro at 800-448-3873 or via email at [warranty@easypro.com](mailto:warranty@easypro.com). It is the purchaser's responsibility to pay the return shipping charges. Be sure to include the RA number, original receipt (in the form of an invoice or sales receipt), your name, your return address and your phone number inside of the package. No warranty claims will be honored without the original receipt that shows that your purchase was made from an Authorized EasyPro Seller. Ensure the product is properly packaged and insured for the replacement value. Damage due to improper packaging is the responsibility of the sender.

ALL OTHER EXPRESS OR IMPLIED WARRANTIES INCLUDING MERCHANTABILITY OF FITNESS FOR A PARTICULAR PURPOSE ARE HEAREBY LIMITED IN DURATION TO THE DURATION OF THE WARRANTY AS DESCRIBED ABOVE. Some States do not allow limitations on how long an implied warranty lasts, so the above limitations may not apply to you.

EasyPro shall not be held liable for any damages caused by defective components or materials of this Product; or for loss incurred because of the interruption of service; or any consequential/incidental damages and expenses arising from the production, sale, use or misuse of this Product. Some States do not allow the exclusion or limitation of incidental or consequential damages, so the above limitation or exclusion may not apply to you.

EasyPro shall not be held liable for any loss of fish, plants or any other livestock as a result of any failure or defect of this Product. This warranty gives you specific legal rights, and you may also have other rights that vary from State to State.

